

This article was downloaded by:

On: 25 January 2011

Access details: *Access Details: Free Access*

Publisher *Taylor & Francis*

Informa Ltd Registered in England and Wales Registered Number: 1072954 Registered office: Mortimer House, 37-41 Mortimer Street, London W1T 3JH, UK



## Journal of Wood Chemistry and Technology

Publication details, including instructions for authors and subscription information:

<http://www.informaworld.com/smpp/title~content=t713597282>

### Ionic Liquid as a Green Solvent for Lignin

Yunqiao Pu<sup>a</sup>; Nan Jiang<sup>b</sup>; Arthur J. Ragauskas<sup>b</sup>

<sup>a</sup> Institute of Paper Science and Technology, Georgia Institute of Technology, Atlanta, Georgia, USA <sup>b</sup> School of Chemistry and Biochemistry, Georgia Institute of Technology, Atlanta, Georgia, USA

**To cite this Article** Pu, Yunqiao , Jiang, Nan and Ragauskas, Arthur J.(2007) 'Ionic Liquid as a Green Solvent for Lignin', Journal of Wood Chemistry and Technology, 27: 1, 23 – 33

**To link to this Article:** DOI: 10.1080/02773810701282330

**URL:** <http://dx.doi.org/10.1080/02773810701282330>

PLEASE SCROLL DOWN FOR ARTICLE

Full terms and conditions of use: <http://www.informaworld.com/terms-and-conditions-of-access.pdf>

This article may be used for research, teaching and private study purposes. Any substantial or systematic reproduction, re-distribution, re-selling, loan or sub-licensing, systematic supply or distribution in any form to anyone is expressly forbidden.

The publisher does not give any warranty express or implied or make any representation that the contents will be complete or accurate or up to date. The accuracy of any instructions, formulae and drug doses should be independently verified with primary sources. The publisher shall not be liable for any loss, actions, claims, proceedings, demand or costs or damages whatsoever or howsoever caused arising directly or indirectly in connection with or arising out of the use of this material.

## Ionic Liquid as a Green Solvent for Lignin

Yunqiao Pu

Institute of Paper Science and Technology, Georgia Institute of  
Technology, Atlanta, Georgia, USA

Nan Jiang and Arthur J. Ragauskas

School of Chemistry and Biochemistry, Georgia Institute of Technology,  
Atlanta, Georgia, USA

**Abstract:** This study examined the application of select ionic liquids (ILs) as aprotic green solvents for lignin. Dissolution experiments were carried out employing lignin isolated from pine kraft pulp. Up to 20 wt% lignin could be dissolved in [hmim][CF<sub>3</sub>SO<sub>3</sub>], [mmim][MeSO<sub>4</sub>] and [bmim][MeSO<sub>4</sub>]. For the [bmim]<sup>+</sup>-containing ionic liquids, the order of lignin solubility for varying anions was: [MeSO<sub>4</sub>]<sup>−</sup> > Cl<sup>−</sup> ~ Br<sup>−</sup> ≫ [PF<sub>6</sub>]<sup>−</sup>, indicating that the solubility of lignin was principally influenced by the nature of the anions. Ionic liquids containing large, non-coordinating anions [PF<sub>4</sub>]<sup>−</sup> and [PF<sub>6</sub>]<sup>−</sup> were unsuitable as a solvent for lignin. <sup>13</sup>C nuclear magnetic resonance (NMR) analyses of lignin and model compounds showed that <sup>13</sup>C signals using ionic liquid as a solvent were shifted up-field by δ 0.1 to 1.9 ppm in comparison to <sup>13</sup>C NMR data acquired using dimethyl sulfoxide (DMSO) as the solvent.

**Keywords:** Ionic liquids, lignin, green solvent

### INTRODUCTION

Lignin is one of three structural biopolymers present in all woody plants and is the second most abundant renewable biomaterial on Earth.<sup>[1]</sup> As a by-product

This research was supported by the National Research Initiative of the USDA Cooperative State Research, Education and Extension Service, grant number 2003-35504-13620.

Address correspondence to Arthur J. Ragauskas, School of Chemistry and Biochemistry, Georgia Institute of Technology, 500 10th Street, NW, Atlanta, GA 30332, USA. E-mail: arthur.ragauskas@chemistry.gatech.edu

of biorefining, lignin has historically been utilized as a low value heating fuel, binder, dispersant, emulsifier, and sequestrant.<sup>[2,3]</sup> More recently, research studies have identified polyurethane and polyesters derived from lignin as a valuable renewable bioplastic resource.<sup>[4–6]</sup> Alkylated lignin derivatives have been shown to exhibit tensile strength properties similar to polystyrene and have been employed to prepare promising thermoplastic blends with aliphatic polyesters.<sup>[6,7]</sup> Alternatively, underivatized lignin has been blended with several commodity plastics yielding enhanced composites and is utilized as a resource for carbon-fiber synthesis.<sup>[8–10]</sup>

Lignin is an amorphous, polyphenolic polymer arising from a polymerization of phenylpropanoid monomers including: coniferyl, sinapyl, and p-coumaryl alcohol.<sup>[1,11,12]</sup> It is a unique biopolymer because it lacks clearly defined secondary and tertiary order found in many other natural polymers such as cellulose and proteins. Chemical pulping employs alkaline or acidic solutions to produce approximately 26 million tons of lignin annually from wood globally.<sup>[8,13]</sup> The growing interest in developing new lignin-based products is driven by the fact that lignin is a renewable, low-cost bioresource with unique functionalities, and is an environmentally benign material. However, many of the technologies currently used in lignin isolation or processing employ harsh alkaline or acidic conditions and/or organic solvents.<sup>[14–20]</sup> These processes are far from favorable and generally not considered green. Therefore, green solvents are needed that can dissolve lignin and facilitate new chemistries and are readily recyclable.

Ionic liquids (ILs) are liquids at or below 100°C that are comprised entirely of cations and anions.<sup>[21–25]</sup> They have been developed over the past decades as green solvents, with tunable solvation properties.<sup>[21,26–28]</sup> The potential of ionic liquids to act as solvents and catalysts for a wide range of chemical processes is attracting extensive attention from industry and academia, as they exhibit significant environmental and process benefits. Ionic liquids have been referred to as design solvents, which can be designed to optimize a variety of chemical reactions of interest. Recently, ionic liquids have been used as solvents for natural polymers,<sup>[29–34]</sup> including cellulose and starch. Xie and Shi<sup>[35]</sup> have reported that ionic liquids 3,3'-ethane-1,2-diylbis(1-methyl-1*H*-imidazol-3-ium) dichloride and 3,3'-ethane-1,2-diylbis(1-methyl-1*H*-imidazol-3-ium) dichloroaluminate have enhanced properties for wood liquefaction in comparison with the phenol/H<sub>2</sub>SO<sub>4</sub> system. This article reports our studies directed at utilizing ionic liquids as a novel green solvent for lignin.

In this study, we examined the dissolution of a softwood lignin in several different ionic liquids, including: 1,3-dimethylimidazolium methylsulfate ([mmim][MeSO<sub>4</sub>]), 1-hexyl-3-methylimidazolium trifluoromethanesulfonate ([hmim][CF<sub>3</sub>SO<sub>3</sub>]), 1-butyl-2,3-dimethylimidazolium tetrafluoroborate ([bm<sub>2</sub>im][BF<sub>4</sub>]), 1-butyl-4-methylpyridinium hexafluorophosphate ([bmpy][PF<sub>6</sub>]), and 1-butyl-3-methylimidazolium cations ([bmim]<sup>+</sup>)

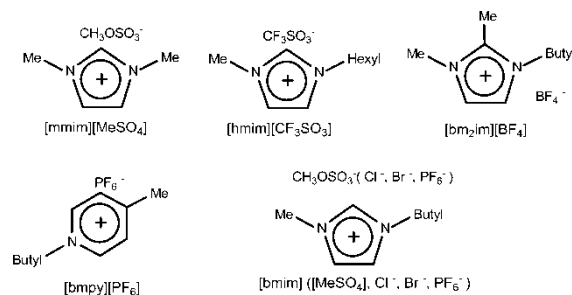


Figure 1. Ionic liquids.

with a range of anions (i.e., [MeSO<sub>4</sub>]<sup>-</sup>, Cl<sup>-</sup>, Br<sup>-</sup>, and PF<sub>6</sub><sup>-</sup>). The applicability of these solvents systems for <sup>13</sup>C nuclear magnetic resonance spectroscopy of lignin was also examined.

## MATERIALS AND METHODS

### Lignin Dissolution in Ionic Liquids

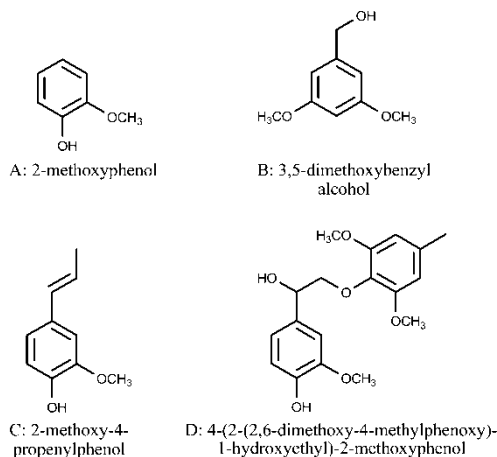
All the ionic liquids were purchased from Sigma-Aldrich and used as received, as summarized in Figure 1 and Table 1. A residual softwood lignin isolated from a southern pine kraft pulp following literature methods<sup>[36]</sup> and a softwood kraft black liquor lignin were used in this study. Lignin dissolution experiments were carried out using the residual softwood lignin. Samples of the ionic liquid (~0.50 g) were mixed with weighed lignin samples and if needed, were heated in an oven for accelerated dissolution.

Table 1. Physical properties of ionic liquids<sup>a</sup> used

Ionic liquids	Purity (%)	Melting point, °C
[mmim][MeSO <sub>4</sub> ]	≥97	RTL <sup>b</sup>
[hmim][CF <sub>3</sub> SO <sub>3</sub> ]	≥95	~28
[bm <sub>2</sub> im][BF <sub>4</sub> ]	≥97	38~40
[bmpy][PF <sub>6</sub> ]	≥97	~45
[bmim][MeSO <sub>4</sub> ]	>97	RTL
[bmim]Cl	>99	~70
[bmim]Br	>97	~60
[bmim][PF <sub>6</sub> ]	>96	RTL

<sup>a</sup>Typical water content ≤1%;

<sup>b</sup>liquid at room temperature.



**Figure 2.** Lignin-related model compounds.

### Model Compounds

Lignin-related model compounds (Figure 2) 2-methoxyphenol and 3,5-dimethoxybenzyl alcohol were purchased from Aldrich. 2-methoxy-4-propenylphenol was obtained from Pfaltz & Bauer and used as received. Model compound 4-(2-(2,6-dimethoxy-4-methylphenoxy)-1-hydroxyethyl)-2-methoxyphenol was synthesized according to reported procedures.<sup>[37]</sup>

### <sup>13</sup>C NMR Spectroscopy

Lignin/ionic liquid solutions were transferred into 5 mm NMR tubes fitted with a co-axial insert containing DMSO-d<sub>6</sub> for field-frequency lock. All <sup>13</sup>C NMR spectra were recorded on a Bruker Advance/DMX 400 NMR spectrometer at 70°C and 20,000 scans were collected for each lignin sample dissolved in the ionic liquid and DMSO-d<sub>6</sub>. The <sup>13</sup>C NMR spectra of lignin-related model compounds in ionic liquid and DMSO-d<sub>6</sub> were performed in an analogous manner.

## RESULTS AND DISCUSSION

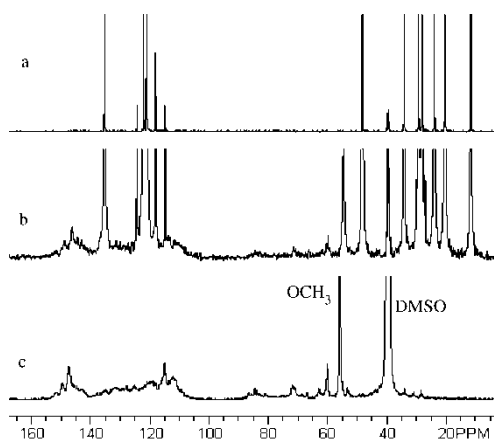
The results obtained from solubilization of residual softwood kraft lignin in ionic liquids are summarized in Table 2. A softwood lignin sample was observed to dissolve in [mmim][MeSO<sub>4</sub>] (~74 g/L) and [bmim][MeSO<sub>4</sub>] (~62 g/L) at room temperature. Lignin could not be dissolved in [hmim][CF<sub>3</sub>SO<sub>3</sub>] under ambient conditions. Upon heating to desired

**Table 2.** Solubility of residual softwood kraft pulp lignin in ionic liquids

Ionic liquid	Temp./°C	Solubility (g L <sup>-1</sup> )
[mmim][MeSO <sub>4</sub> ]	50	344
	25	74.2
[hmim][CF <sub>3</sub> SO <sub>3</sub> ]	70	275
	50	<10
[bmim][MeSO <sub>4</sub> ]	50	312
	25	61.8
[bmim]Cl	75	13.9
[bmim]Br	75	17.5
[bmim][PF <sub>6</sub> ]	70–120	Insoluble
[bm <sub>2</sub> im][BF <sub>4</sub> ]	70–100	14.5
[bmpy][PF <sub>6</sub> ]	70–120	Insoluble

temperatures, lignin rapidly dissolved in [mmim][MeSO<sub>4</sub>], [hmim][CF<sub>3</sub>SO<sub>3</sub>] and [bmim][MeSO<sub>4</sub>] to yield increasingly viscous mixtures (i.e., 344 g/L in [mmim][MeSO<sub>4</sub>] at 50°C, 275 g/L in [hmim][CF<sub>3</sub>SO<sub>3</sub>] at 70°C, and 312 g/L in [bmim][MeSO<sub>4</sub>] at 50°C). The greatest lignin solubility was obtained using [mmim][MeSO<sub>4</sub>] and [bmim][MeSO<sub>4</sub>], at slightly elevated temperatures of 50°C.

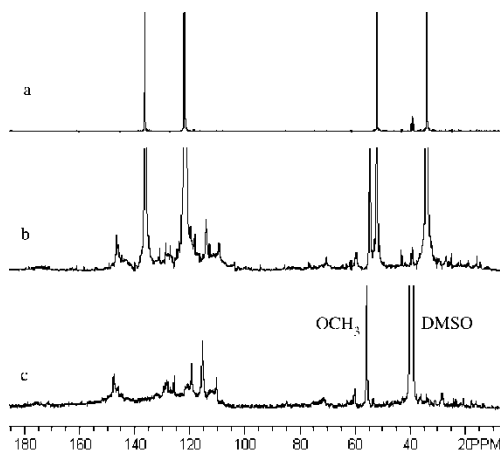
For the [bmim]<sup>+</sup>-containing ionic liquids, the order of lignin solubility for varying anions was: [MeSO<sub>4</sub>]<sup>-</sup> > Cl<sup>-</sup> ~ Br<sup>-</sup> ≫ [PF<sub>6</sub>]<sup>-</sup>, indicating that the solubility of lignin was principally influenced by the nature of the anions. All the studied ionic liquids containing large, non-coordinating anions such

**Figure 3.** <sup>13</sup>C NMR spectra of residual softwood kraft lignin. a: ionic liquid [hmim]CF<sub>3</sub>SO<sub>3</sub>; b: residual lignin in [hmim]CF<sub>3</sub>SO<sub>3</sub>; c: residual lignin in DMSO.

as  $[\text{BF}_4]^-$  and  $[\text{PF}_6]^-$  exhibited no or very limited ability to dissolve the residual softwood kraft lignin.

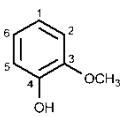
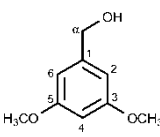
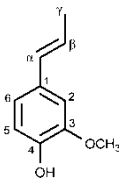
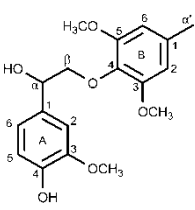
The residual softwood kraft lignin in ionic liquid  $[\text{hmim}][\text{CF}_3\text{SO}_3]$  was characterized by  $^{13}\text{C}$  nuclear magnetic resonance (Figure 3). The residual lignin in this ionic liquid exhibited comparable spectral information when compared to that acquired with  $\text{DMSO-}d_6$  as a solvent. Small changes in chemical shifts were noted. For example, the typical  $^{13}\text{C}$  signal for the  $\text{OCH}_3$  group of lignin was shifted up-field  $\sim\delta$  1.2 ppm in the ionic liquid, compared with chemical shift observed in DMSO. No chemical shift changes in the  $^{13}\text{C}$  NMR signals for  $[\text{hmim}][\text{CF}_3\text{SO}_3]$  were detected after the lignin was dissolved in this ionic liquid. A softwood kraft black liquor lignin in ionic liquid  $[\text{mmim}][\text{MeSO}_4]$  was also examined by  $^{13}\text{C}$  NMR. Similarly, comparable spectral information of the black liquor lignin was observed in both ionic liquid and DMSO as a solvent (Figure 4). The chemical shifts of black liquor lignin signals in the ionic liquid demonstrated  $\delta$  0.8  $\sim$  1.2 ppm up-field shift, compared with that in DMSO. Figure 4 demonstrates that no chemical shift changes were observed for  $[\text{mmim}][\text{MeSO}_4]$  after the black liquor lignin was dissolved in this ionic liquid.

Four representative lignin-related model compounds were characterized in the ionic liquid  $[\text{hmim}][\text{CF}_3\text{SO}_3]$  using  $^{13}\text{C}$  NMR, as well as in  $\text{DMSO-}d_6$ . Compounds A, B, and C were well dissolved in  $[\text{hmim}][\text{CF}_3\text{SO}_3]$  at room temperature, whereas D dissolved at  $70^\circ\text{C}$ . The assignments and chemical shifts of  $^{13}\text{C}$  NMR signals for the model compounds are summarized in Table 3. Figure 5 shows the  $^{13}\text{C}$  NMR spectra of model compound 3,5-dimethoxybenzyl alcohol in  $[\text{hmim}][\text{CF}_3\text{SO}_3]$  and DMSO,



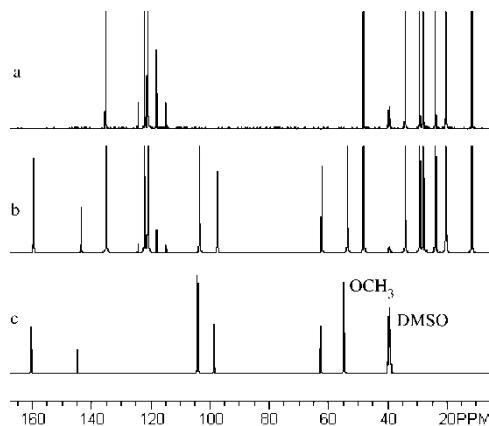
**Figure 4.**  $^{13}\text{C}$  NMR spectra of softwood black liquor lignin. a: ionic liquid  $[\text{mmim}][\text{MeSO}_4]$ ; b: black liquor lignin in  $[\text{mmim}][\text{MeSO}_4]$ ; c: black liquor lignin in DMSO.

**Table 3.** Assignments and chemical shifts (ppm) of  $^{13}\text{C}$  NMR signals of model compounds in DMSO and ionic liquid [hmim] $\text{CF}_3\text{SO}_3$ 

Model compounds	C	$\delta^a$	$\delta$ ( in IL)	$\Delta\delta^b$
	1	120.9	119.8	1.1
	2	112.9	111.0	1.9
	3	146.7	144.9	1.8
	4	147.7	146.2	1.5
	5	115.6	113.8	1.8
	6	119.1	118.6	0.5
	OMe	55.7	54.4	1.3
	1	144.8	143.4	1.3
	2,6	104.2	103.5	0.7
	3,5	160.2	159.6	0.6
	4	98.6	97.5	1.1
	$\alpha$	62.7	62.3	0.4
	OMe	54.7	53.6	1.2
	1	129.2	128.1	1.1
	2	110.1	108.4	1.7
	3	147.5	146.3	1.2
	4	145.8	144.2	1.6
	5	115.4	113.8	1.6
	6	118.6	117.6	1.0
	$\alpha$	130.6	129.3	1.3
	$\beta$	121.7	121.5	0.2
$\gamma$	17.3	15.9	1.4	
	OMe	55.6	54.4	1.2
	A1	135.0	133.7	1.3
	A2	111.2	109.6	1.2
	A3	147.0	146.1	0.9
	A4	145.5	144.4	1.2
	A5	114.8	113.5	1.3
	A6	118.7	118.0	0.7
	$\alpha$	71.1	70.8	0.3
	$\beta$	78.2	77.5	0.7
	A OMe	55.6	54.5	1.1
	B1	132.4	131.8	0.6
	B2,6	106.9	105.6	1.3
	B3,5	152.3	151.4	0.9
	B4	132.8	132.7	0.1
	$\alpha'$	20.7	19.4	1.3
B OMe	55.8	54.6	1.2	

<sup>a</sup>Chemical shift (in DMSO).<sup>[39]</sup><sup>b</sup>Chemical shift changes.





**Figure 5.**  $^{13}\text{C}$  NMR spectra of model compound 3,5-dimethoxybenzyl alcohol. a: ionic liquid [hmim] $\text{CF}_3\text{SO}_3$ ; b: 3,5-dimethoxybenzyl alcohol in [hmim] $\text{CF}_3\text{SO}_3$ ; c: 3,5-dimethoxybenzyl alcohol in DMSO.

respectively. All the  $^{13}\text{C}$  NMR signals for the model compounds dissolved in the ionic liquid were shifted up-field by  $\delta$  0.1 to 1.9 ppm in comparison to  $^{13}\text{C}$  NMR data acquired using DMSO as the solvent. The  $^{13}\text{C}$  NMR signals of  $\text{OCH}_3$  group in model compounds dissolved in DMSO were shifted up-field  $\delta$  1.1~1.3 ppm of chemical shifts in the ionic liquid, which correlated with the observed results for the  $^{13}\text{C}$  NMR signals of the  $\text{OCH}_3$  group of lignin. Rogers' group has reported that the solvation of cellulose by ionic liquid [bmim]Cl involves hydrogen-bonding between the carbohydrate hydroxyl protons and chloride ion of the ionic liquid.<sup>[29,38]</sup> Whether the dissolution of lignin and lignin model compounds is similarly involved in or governed by hydrogen-bonding with ionic liquids ions needs further investigation.

## CONCLUSIONS

In conclusion, we have demonstrated that certain ionic liquids can be used as aprotic solvents for lignin. For the [bmim] $^+$ -containing ILs, the order of lignin solubility for varying anions was:  $[\text{MeSO}_4]^- > \text{Cl}^- \sim \text{Br}^- \gg \gg [\text{PF}_6]^-$ , indicating that the solubility of lignin was principally influenced by the nature of the anions. Ionic liquids containing large, non-coordinating anions  $[\text{PF}_4]^-$  and  $[\text{BF}_6]^-$  were unsuitable as a solvent for lignin. Ionic liquids [hmim] $[\text{CF}_3\text{SO}_3]$ , [mmim] $[\text{MeSO}_4]$  and [bmim] $[\text{MeSO}_4]$  appear to be effective solvents for lignin. The recent studies by Lu and Ralph on dissolution and acetylation of ball-milled plant cell walls highlight the potential for alternative treatments to isolate and characterize plant biopolymers.<sup>[40]</sup> The results of our study provide an underpinning from which rational design of

ionic liquid – lignin mixtures can be accomplished that will facilitate the development of innovative green chemistry for one of nature's premiere biopolymers, lignin.

## REFERENCES

1. Ragauskas, A.J.; Williams, C.K.; Davison, B.H.; Britovsek, G.; Cirney, J.; Eckert, C.A.; Frederick, W.J., Jr.; Hallett, J.P.; Leak, D.J.; Liotta, C.L.; Mielenz, J.R.; Murphy, R.; Templer, R.; Tschaplinski, T. The path forward for biofuels and biomaterials. *Science* **2006**, *311*, 484–489.
2. McCarthy, J.L.; Islam, A. Lignin chemistry, technology, and utilization: A brief history. In *Lignin: Historical, Biological, and Materials Perspectives*; ACS Symp. Ser. 742; American Chemical Society: Washington, DC, 2000, 2–99.
3. Chakar, F.S.; Ragauskas, Arthur J. Review of current and future softwood kraft lignin process chemistry. *Ind. Crop. Prod.* **2004**, *20*, 131–141.
4. Thielemans, W.; Can, E.; Morye, S.S.; Wool, R.P. Novel applications of lignin in composite materials. *J. Appl. Polym. Sci.* **2002**, *83*, 323–331.
5. Bonini, C.; D'Auria, M.; Emanuele, L.; Ferri, R.; Pucciariello, R.; Sabia, A.R. Polyurethanes and polyesters from lignin. *J. Appl. Polym. Sci.* **2005**, *98*, 1451–1456.
6. Li, Y.; Sarkanen, S. Miscible blends of kraft lignin derivatives with low-Tg polymers. *Macromolecules* **2005**, *38*, 2296–2306.
7. Li, Y.; Sarkanen, S. Alkylated kraft lignin-based thermoplastic blends with aliphatic polyesters. *Macromolecules* **2002**, *35*, 9707–9715.
8. Kadla, J.F.; Kubo, S.; Venditti, R.A.; Gilbert, R.D.; Compere, A.L.; Griffith, W. Lignin-based carbon fibers for composite fiber applications. *Carbon* **2002**, *40*, 2913–2920.
9. Kadla, J.F.; Kubo, S. Miscibility and hydrogen bonding in blends of poly(ethylene oxide) and kraft lignin. *Macromolecules* **2003**, *36*, 7803–7811.
10. Braun, J.L.; Holtman, K.M.; Kadla, J.F. Lignin-based carbon fibers: Oxidative thermostabilization of kraft lignin. *Carbon* **2005**, *43*, 385–394.
11. Brunow, G.; Lundquist, K.; Gellerstedt, G. Lignin. In *Analytical Methods in Wood Chemistry, Pulping, and Papermaking*; Springer: Berlin, Germany, 1999; 77–124.
12. Metzger, J.O.; Bicke, C.; Faix, O.; Tuszynski, W.; Angermann, R.; Karas, M.; Strupat, K. Matrix-assisted laser desorption mass spectrometry of lignins. *Angew. Chem. Int. Ed. Engl.* **1992**, *31*, 762–764.
13. Glasser, W.G.; Kelley, S.S. In *Concise Encyclopedia of Polymer Science and Engineering*; Wiley: New York, 1990; 544.
14. Brauns, F.E. Native lignin. I. Its isolation and methylation. *J. Am. Chem. Soc.* **1939**, *61*, 2120–2127.
15. Bjorkman, A. Finely divided wood. I. Extraction of lignin with neutral solvents. *Svensk Papperstidn.* **1956**, *59*, 477–485.
16. Adler, E. Lignin chemistry — past, present and future. *Wood Sci. Technol.* **1977**, *3*, 169–218.
17. Chang, H.-m.; Cowling, E.B.; Brown, W.; Adler, E.; Miksche, G. Comparative studies on cellulolytic enzyme lignin and milled wood lignin of sweetgum and spruce. *Holzforchung* **1975**, *5*, 153–159.
18. Lu, F.; Ralph, J. Non-degradative dissolution and acetylation of ball-milled plant cell walls: High-resolution solution-state NMR. *Plant J.* **2003**, *4*, 535–544.

19. Ikeda, T.; Holtman, K.; Kadla, J.F.; Chang, H.; Jameel, H. Studies on the effect of ball milling on lignin structure using a modified DFRC method. *J. Agric. Food. Chem.* **2002**, *1*, 129–135.
20. Wu, S.; Argyropoulos, D. An improved method for isolating lignin in high yield and purity. *J. Pulp. Pap. Sci.* **2003**, *7*, 235–240.
21. Sheldon, R. Catalytic reactions in ionic liquids. *Chem. Commun.* **2001**, 2399–2407.
22. Gordon, C.M. New developments in catalysis using ionic liquids. *Appl. Catal. A* **2001**, *222*, 101–117.
23. Wasserscheid, P.; Keim, W. Ionic liquids—new “solutions” for transition metal catalysis. *Angew. Chem. Int. Ed. Engl.* **2000**, *39*, 3772–3789.
24. Welton, T. Room-temperature ionic liquids. Solvents for synthesis and catalysis. *Chem. Rev.* **1999**, *99*, 2071–2084.
25. Earle, M.J.; Seddon, K.R. Ionic liquids. Green solvents for the future. *Pure Appl. Chem.* **2000**, *72*, 1391–1398.
26. Earle, M.J. Ionic liquids: Solvents for the twenty-first century. In *Ionic liquids: Industrial Applications for Green Chemistry; ACS Symp. Ser. 818*; American Chemical Society: Washington, DC, 2002; 99–105.
27. Crowhurst, L.; Mawdsley, P.R.; Perez-Arlandis, J.M.; Salter, P.A.; Welton, T. Solvent-solute interactions in ionic liquids. *Phys. Chem. Chem. Phys.* **2003**, *5*, 2790–2794.
28. Crowhurst, L.; Lancaster, N.L.; Perez-Arlandis, J.M.; Welton, T. Manipulating solute nucleophilicity with room temperature ionic liquids. *J. Am. Chem. Soc.* **2004**, *126*, 11549–11555.
29. Swatloski, R.P.; Spear, S.K.; Holbrey, J.D.; Rogers, R.D. Dissolution of cellulose with ionic liquids. *J. Am. Chem. Soc.* **2002**, *124*, 4974–4975.
30. Liu, Q.; Janssen, M.H.A.; Van Rantwijk, F.; Sheldon, R.A. Room-temperature ionic liquids that dissolve carbohydrates in high concentrations. *Green Chem.* **2005**, *7*, 39–42.
31. Moulthrop, J.S.; Swatloski, R.P.; Moyna, G.; Rogers, R.D. High-resolution <sup>13</sup>C NMR studies of cellulose and cellulose oligomers in ionic liquid solutions. *Chem. Commun.* **2005**, 1557–1559.
32. Fort, D.A.; Swatloski, R.P.; Moyna, P.; Rogers, R.D.; Moyna, G. Use of ionic liquids in the study of fruit ripening by high-resolution <sup>13</sup>C NMR spectroscopy: “green” solvents meet green bananas. *Chem. Commun.* **2006**, 714–716.
33. Zhu, S.; Wu, Y.; Chen, Q.; Yu, Z.; Wang, C.; Jin, S.; Ding, Y.; Wu, G. Dissolution of cellulose with ionic liquids and its application: A mini-review. *Green Chem.* **2006**, *8*, 325–327.
34. Fort, D.A.; Remsing, R.C.; Swatloski, R.P.; Moyna, P.; Moyna, G.; Rogers, R.D. Can ionic liquids dissolve wood? Processing and analysis of lignocellulosic materials with 1-n-butyl-3-methylimidazolium chloride. *Green Chem.* **2007**, *9*, 63–69.
35. Xie, H.; Shi, T. Wood liquefaction by ionic liquids. *Holzforchung* **2006**, *5*, 509–512.
36. Chakar, F.S.; Ragauskas, A.J. Biobleaching chemistry of laccase-mediator systems on high-lignin-content kraft pulps. *Can. J. Chem.* **2004**, *82*, 344–352.
37. Dimmel, D.R.; Schuller, L.F. Electron transfer reactions in pulping systems (III): A study of steric effects in lignin model/AQ reactions. *J. Wood Chem. Technol.* **1986**, *6*, 345–365.
38. Remsing, R.C.; Swatloski, R.P.; Rogers, R.D.; Moyna, G. Mechanism of cellulose dissolution in the ionic liquid 1-n-butyl-3-methylimidazolium chloride: A (<sup>13</sup>C

- and (35/37)Cl NMR relaxation study on model systems. *Chem. Commun.* **2006**, 1271–1273.
39. Ralph, S.A.; Ralph, J.; Landucci, L.L.. *NMR Database of Lignin and Cell Wall Model Compounds*; Nov. 2004. Available at <http://ars.usda.gov/Services/docs.htm?docid=10491>.
  40. Ralph, J.; Lu, F. Cryoprobe 3D NMR of acetylated ball-milled pine cell walls. *Org. Biomol. Chem.* **2004**, *2*, 2714–2715.